




DISCOVERY PLAY ACTIVITIES WITH YOUR YOUNG CHILD

# Counting Birds & Other Flying Things



Every child is different, and these are only suggested adaptations. Do what works best for encouraging your child's independent exploration of the suggested activity.



AGES: 3+ MATH/SCIENCE

Help your child learn to count and classify by sitting by a window or going outside and observe things (e.g., birds, bugs, planes). Extend this activity by documenting their observations through drawing or painting.

## STEM IDEAS/WORDS

Birds  
Bugs  
Count  
Similar/different  
Alike/same

## MATERIALS

-  Paper & pencil for data collection
-  Arts & crafts items

## ADAPTATIONS



### ENVIRONMENT:

- Set up area with a clear view of the sky, trees, or pond
- Put data collection materials within reach



### MATERIALS:

- Use a large pencil that is easier to grasp or has a writing gripper
- For children with fine motor/grasping needs, consider using tools/assistive devices (e.g., tablet to record data)



### INSTRUCTION:

- Model counting aloud and recording data
- Provide prompts to help the child observe and classify

## ASK QUESTIONS



What things do you see that can fly?



How are birds like planes? How are they different?



How are birds like bugs? How are they different?



How many \_\_\_ did we see today?



Follow your child's lead and interests. Enthusiastically ask your child questions about what they are doing and what they like.



Answer your child's questions. If you do not know the answer, work together with your child to discover the answer.



Encourage your child to participate in the activity as much as possible. Praise your child's efforts and successes.